



SLF0602 SERIES – SMD Line Filters



RoHS Compliant

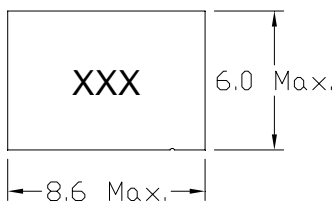
PART NUMBERING SYSTEM

<u>SLF</u>	<u>0602</u>	–	<u>470Y</u>	–	<u>LF</u>
TYPE	DIMENSIONS		INDUCTANCE		LEAD FREE

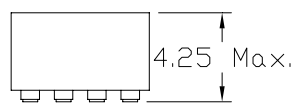
SHAPES , DIMENSIONS AND PCB LAYOUT

UNIT : mm

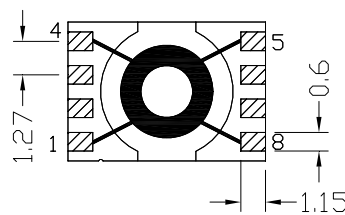
TOP VIEW



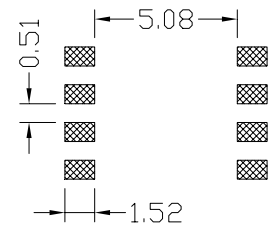
FRONT VIEW



BOTTOM VIEW



PCB PATTERN



FEATURES

- Designed for low profile effective in space conscious applications .
- Ideal for low resistance filters have been designed for excellent electrical isolation .
- Application for provide common mode noise attenuation and for the suppression of EMI in data lines and signal lines .
- Lead free and RoHS compliant



SLF0602 SERIES – SMD Line Filters



RoHS Compliant

SPECIFICATION TABLE

PART NUMBER	INDUCTANCE (μ H)	DCR(Ω) (Max.) N1=N2	Rated Current (mA)	Impedance (Z) ohm (Min.)	Test Frequency (MHz)
SLF0602-100Y-LF	10 \pm 50%	0.24	300	600	350 to 570
SLF0602-470Y-LF	47 \pm 50%	2.16	300	140	3 to 1600
SLF0602-820Y-LF	82 \pm 50%	2.20	300	220	3 to 850
SLF0602-101Y-LF	100 \pm 50%	0.22	300	260	3 to 660
SLF0602-181Y-LF	180 \pm 50%	0.25	300	500	3 to 250
SLF0602-221Y-LF	220 \pm 50%	0.28	300	600	3 to 210
SLF0602-331Y-LF	330 \pm 50%	0.30	300	900	3 to 120

- Hi-Pot test : 250Vac 60Hz 3mA at 1 minute .
- Test equipment : Inductance value : HP4284A LCR meter ; Impedance value : HP4291A LCR Meter .
- Rated current : 40°C temperature rise from 25°C ambient.
- Operating temperature range -40°C to +85°C . Electrical specifications at 25°C.
- Packing : 13" reel, machine-ready ,embossed plastic tape (2,000 parts per full reel).