



SBS12555 SERIES –Shielded SMD Power Inductors

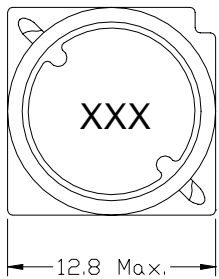


RoHS Compliant

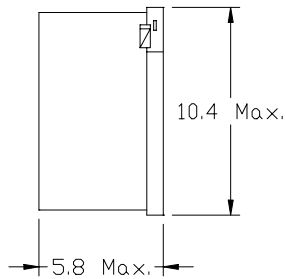
PART NUMBERING SYSTEM

SBS	1 2 5 5 5	-	1 0 0 M	-	LF
TYPE	DIMENSIONS		INDUCTANCE		LEAD FREE

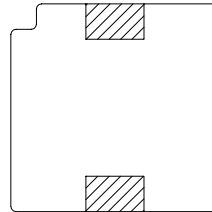
TOP VIEW



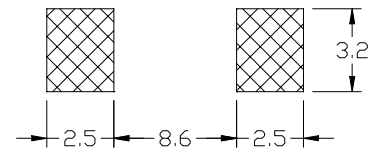
FRONT VIEW



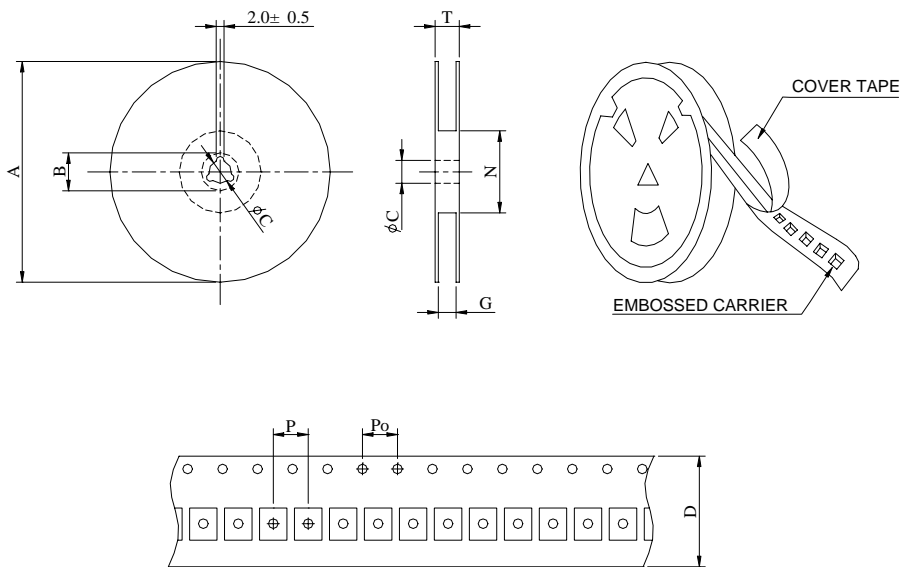
BOTTOM VIEW



PCB PATTERN



PACKAGING SPECIFICATION



SERIES	STAYLE	Q ' TY (PCS)	DIMENSIONS (m/m)								
			A	B	C	D	G	N ⁰	P	Po	T
SBS12555	13-24	400	330	-	13.5	24	-	100	13	-	24.5



SBS12555 SERIES –Shielded SMD Power Inductors



RoHS Compliant

SPECIFICATION TABLE

PART NUMBER	INDUCTANCE (μ H)	DCR (Ω) (Max.)	IDC (A) (Max.)	TEST FREQ. (f)
SBS12555-6R0N-LF	6.0 \pm 30%	0.0164	3.6	1KHz
SBS12555-100M-LF	10 \pm 20%	0.0215	3.4	1KHz
SBS12555-150M-LF	15 \pm 20%	0.0259	2.8	1KHz
SBS12555-220M-LF	22 \pm 20%	0.0338	2.3	1KHz
SBS12555-330M-LF	33 \pm 20%	0.0415	1.9	1KHz
SBS12555-470M-LF	47 \pm 20%	0.0618	1.6	1KHz
SBS12555-680M-LF	68 \pm 20%	0.0832	1.3	1KHz
SBS12555-101M-LF	100 \pm 20%	0.1170	1.1	1KHz
SBS12555-151M-LF	150 \pm 20%	0.19	0.88	1KHz
SBS12555-221M-LF	220 \pm 20%	0.27	0.72	1KHz
SBS12555-331M-LF	330 \pm 20%	0.41	0.59	1KHz
SBS12555-471M-LF	470 \pm 20%	0.52	0.49	1KHz
SBS12555-681M-LF	680 \pm 20%	0.76	0.43	1KHz
SBS12555-102M-LF	1000 \pm 20%	1.12	0.34	1KHz
SBS12555-152M-LF	1500 \pm 20%	1.73	0.29	1KHz

DC current at which the inductance drops 10% (typ) from its value without current.

Operating temperature range -20 to +105 ,

Electrical specifications at 25 .