



SBS7028 SERIES –Shielded SMD Power Inductors



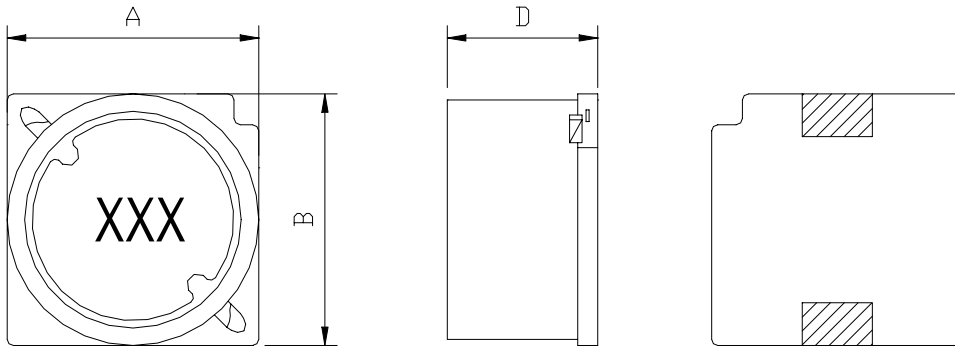
RoHS Compliant

PART NUMBERING SYSTEM

SBS	7 0 2 8	-	1 0 0 M	-	LF
TYPE	DIMENSIONS		INDUCTANCE		LEAD FREE

SHAPES AND DIMENSIONS

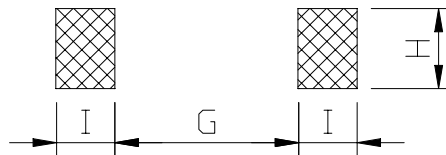
UNIT : mm



A=7.2 Max. B=7.2 Max. D=3.0 Max.

RECOMMENDED PATTERNS

UNIT : mm



G=4.9 H=2.2 I=1.5

SBS7028 SERIES –Shielded SMD Power Inductors



RoHS Compliant

SPECIFICATION TABLE

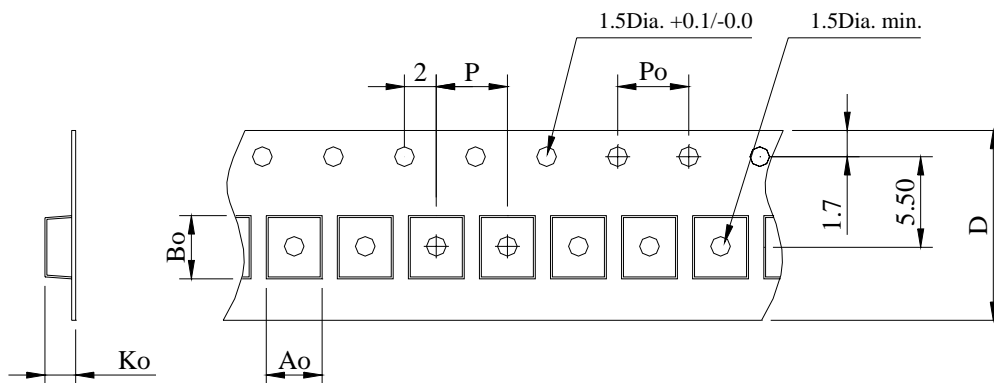
PART NUMBER	INDUCTANCE (μ H)	DCR (Ω) (max)	IDC (A) (max)	TEST FREQ. (f)
SBS7028-3R3M-LF	3.3 \pm 20%	0.0444	1.6	100KHz
SBS7028-4R7M-LF	4.7 \pm 20%	0.0540	1.5	100KHz
SBS7028-6R8M-LF	6.8 \pm 20%	0.0708	1.3	100KHz
SBS7028-100M-LF	10 \pm 20%	0.0996	1.1	100KHz
SBS7028-150M-LF	15 \pm 20%	0.156	0.88	100KHz
SBS7028-220M-LF	22 \pm 20%	0.216	0.75	100KHz
SBS7028-330M-LF	33 \pm 20%	0.288	0.65	100KHz
SBS7028-470M-LF	47 \pm 20%	0.408	0.54	100KHz

DC current at which the inductance drops 10% (typ) from its value without current.

Operating temperature range -40 to +85 ,

Electrical specifications at 25 .

PACKAGING SPECIFICATION



STAYLE	Q ' TY (PCS)	DIMENSIONS (m/m)					
		Ao	Bo	Ko	P	Po	D \pm 0.3
13"	1,000	7.50	7.50	3.50	8.00	4.00	12.0