



SBS7045 SERIES –Shielded SMD Power Inductors



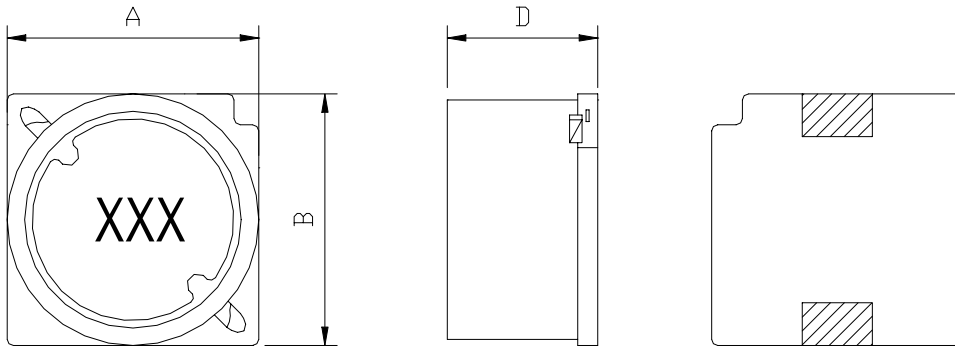
RoHS Compliant

PART NUMBERING SYSTEM

SBS	7045	-	100M	- LF
TYPE	DIMENSIONS		INDUCTANCE	LEAD FREE

SHAPES AND DIMENSIONS

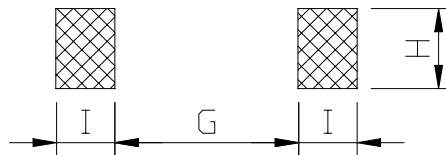
UNIT : mm



A=7.2 Max. B=7.2 Max. D=4.80 Max.

RECOMMENDED PATTERNS

UNIT : mm



G=4.9 H=2.2 I=1.5

SBS7045 SERIES –Shielded SMD Power Inductors



RoHS Compliant

SPECIFICATION TABLE

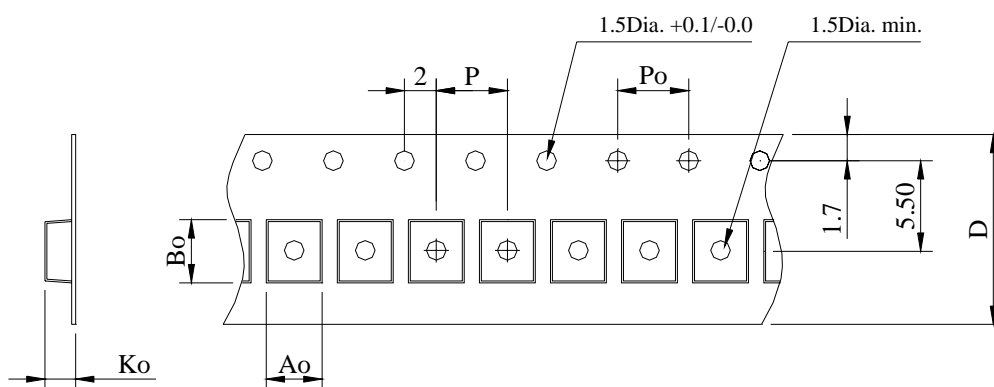
PART NUMBER	INDUCTANCE (μ H)	DCR (Ω) (Max.)	Isat (A) (Max.)	Irms (A) (Max.)	TEST FREQ. (f)
SBS7045-3R3M-LF	3.3 \pm 20%	0.0240	2.5	2.3	1KHz
SBS7045-4R7M-LF	4.7 \pm 20%	0.0360	2.0	2.1	1KHz
SBS7045-6R8M-LF	6.8 \pm 20%	0.0468	1.7	1.74	1KHz
SBS7045-100M-LF	10 \pm 20%	0.0432	1.3	1.78	1KHz
SBS7045-150M-LF	15 \pm 20%	0.0624	1.1	1.53	1KHz
SBS7045-220M-LF	22 \pm 20%	0.0732	0.9	1.34	1KHz
SBS7045-330M-LF	33 \pm 20%	0.1152	0.82	1.09	1KHz
SBS7045-470M-LF	47 \pm 20%	0.150	0.75	0.92	1KHz
SBS7045-680M-LF	68 \pm 20%	0.210	0.60	0.77	1KHz
SBS7045-101M-LF	100 \pm 20%	0.300	0.50	0.65	1KHz
SBS7045-151M-LF	150 \pm 20%	0.408	0.40	0.55	1KHz
SBS7045-221M-LF	220 \pm 20%	0.624	0.33	0.45	1KHz
SBS7045-331M-LF	330 \pm 20%	0.888	0.25	0.37	1KHz
SBS7045-471M-LF	470 \pm 20%	1.260	0.22	0.31	1KHz
SBS7045-681M-LF	680 \pm 20%	1.776	0.20	0.27	1KHz
SBS7045-102M-LF	1000 \pm 20%	2.736	0.14	0.25	1KHz

Isat : DC current at which the inductance drops 30% (typ) from its value without current.

Irms: The actual current when temperature of coil becomes 40°C . (Ta=+25°C)

Operating temperature range -40 to +85 , Electrical specifications at 25 .

PACKAGING SPECIFICATION



STAYLE	Q ' TY (PCS)	DIMENSIONS (m/m)					
		Ao	Bo	Ko	P	Po	D \pm 0.3
13"	1,000	7.50	7.50	5.30	8.00	4.00	12.0