



SDC3D14HP SERIES - Low Profile SMD Power Inductors

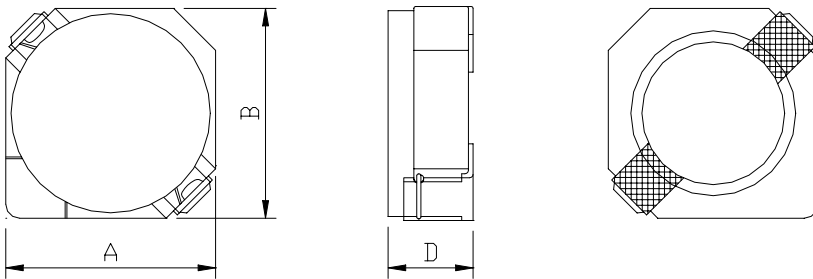


PART NUMBERING SYSTEM

<u>SDC</u>	<u>3 D 1 4 H P</u>	-	<u>1 R 5 N</u>	-	<u>LF</u>
TYPE	DIMENSIONS		INDUCTANCE		LEAD FREE

SHAPES AND DIMENSIONS

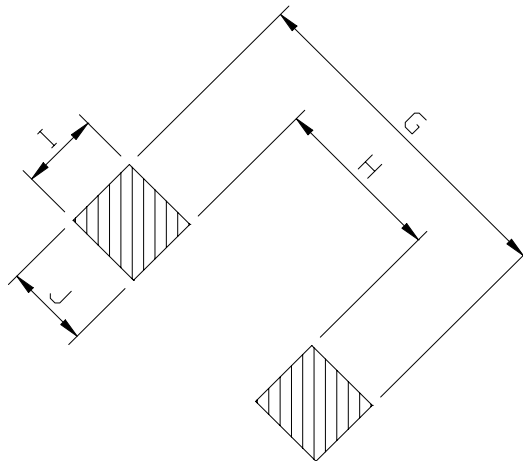
UNIT : mm



A=4.00 max. B=4.00 max. D=1.5 max.

RECOMMENDED PATTERNS

UNIT : mm



G= 5.2 H= 2.4 I= 1.5 J= 1.4



SDC3D14HP SERIES



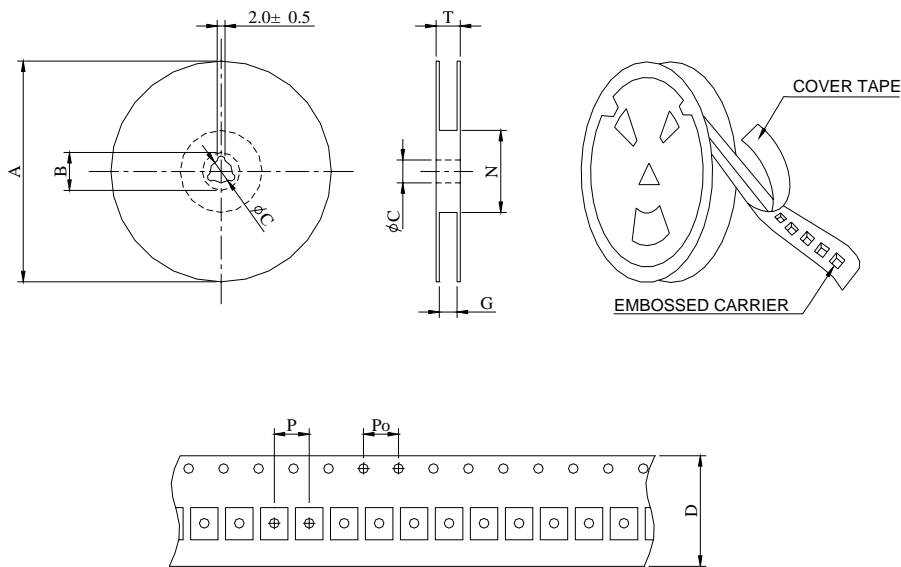
RoHS Compliant

ELECTRICAL CHARACTERISTICS :

PART NUMBER	INDUCTANCE (μH)	DCR (mΩ) (max)	Isat (A) (Max.)	Irms (A) (Max.)	TEST FREQ. (f)
SDC3D14HP-1R5N-LF	1.5±30%	76	2.60	1.85	100KHz
SDC3D14HP-2R4N-LF	2.4±30%	129	2.00	1.32	100KHz
SDC3D14HP-3R2N-LF	3.2±30%	139	1.80	1.25	100KHz
SDC3D14HP-4R7N-LF	4.7±30%	214	1.45	1.04	100KHz
SDC3D14HP-6R8N-LF	6.8±30%	290	1.20	0.84	100KHz
SDC3D14HP-100N-LF	10±30%	440	1.00	0.67	100KHz
SDC3D14HP-150N-LF	15±30%	650	0.80	0.50	100KHz
SDC3D14HP-220N-LF	22±30%	830	0.65	0.48	100KHz

Isat : DC current at which the inductance drops 35% (typ) from its value without current.
 Irms: The actual current when temperature of coil becomes 40°C . (Ta=+20°C)
 Operating temperature range -40°C to +85°C , Electrical specifications at 20°C.
 Packing : 13" reel, machine-ready ,embossed plastic tape (2,000 parts per full reel).

PACKAGING SPECIFICATION



SERIES	STAYLE	Q ' TY (PCS)	DIMENSIONS (m/m)								
			A	B±0.8	C±0.5	D	G ⁺⁰	N ⁰	P	Po	T
SDC3D14HP	13-16	2000	330	21	13	16	18	50	8	4	22.4