



SDC3D14LD SERIES - Low Profile SMD Power Inductors

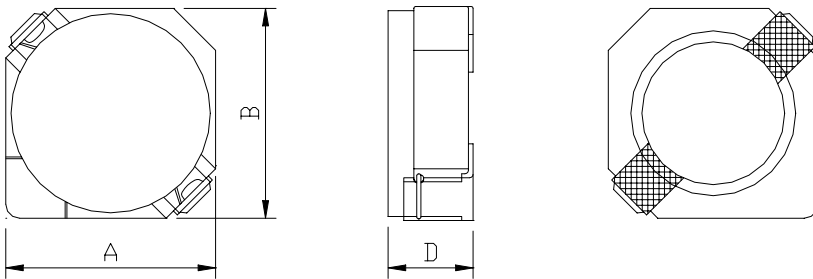


PART NUMBERING SYSTEM

SDC	3 D 1 4 L D	-	1 R 2 P	-	LF
TYPE	DIMENSIONS		INDUCTANCE		LEAD FREE

SHAPES AND DIMENSIONS

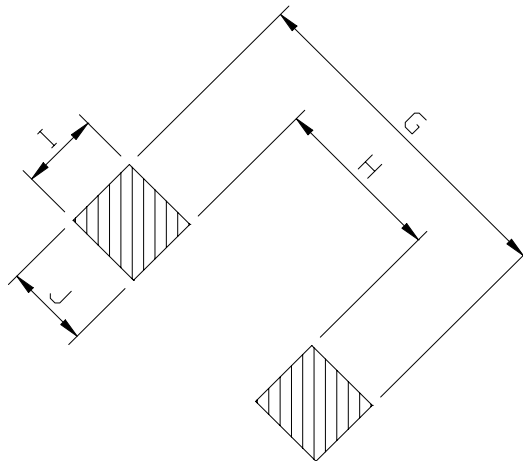
UNIT : mm



A=4.00 max. B=4.00 max. D=1.5 max.

RECOMMENDED PATTERNS

UNIT : mm



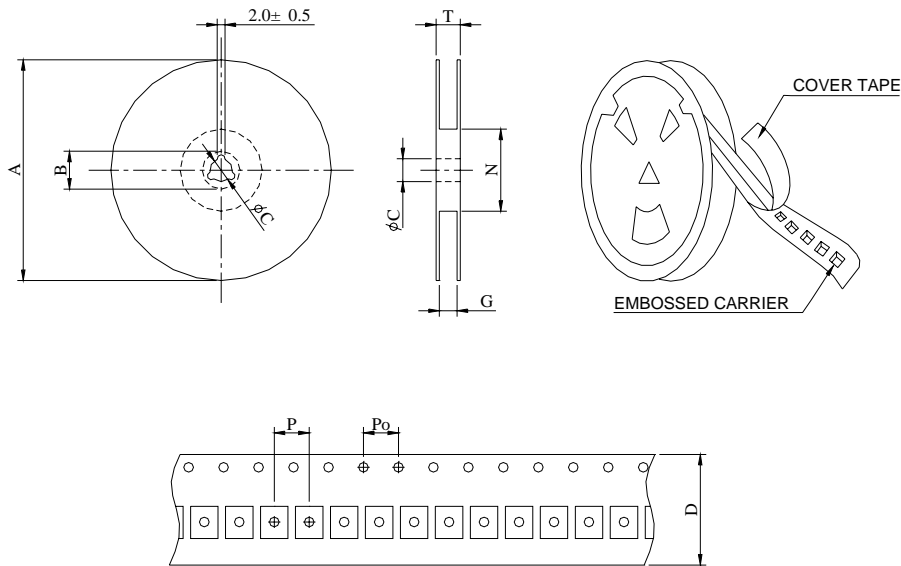
G= 5.2 H= 2.4 I = 1.5 J = 1.4



SDC3D14LD SERIES SPECIFICATION TABLE

PART NUMBER	INDUCTANCE (μ H)	DCR (m Ω) (max)	Isat (A) (Max.)	Irms (A) (Max.)	TEST FREQ. (f)
SDC3D14LD-1R2N-LF	1.2 \pm 30%	38	1.50	2.70	100KHz
SDC3D14LD-1R5N-LF	1.5 \pm 30%	48	1.35	2.40	100KHz
SDC3D14LD-2R0N-LF	2.0 \pm 30%	55	1.15	2.20	100KHz
SDC3D14LD-2R5N-LF	2.5 \pm 30%	68	1.05	1.90	100KHz
SDC3D14LD-3R0N-LF	3.0 \pm 30%	77	0.95	1.60	100KHz
SDC3D14LD-3R9N-LF	3.9 \pm 30%	96	0.80	1.50	100KHz
SDC3D14LD-4R5N-LF	4.5 \pm 30%	105	0.75	1.45	100KHz
SDC3D14LD-5R6N-LF	5.6 \pm 30%	159	0.70	1.10	100KHz
SDC3D14LD-6R8N-LF	6.8 \pm 30%	173	0.60	1.05	100KHz
SDC3D14LD-100N-LF	10 \pm 30%	220	0.50	1.00	100KHz
SDC3D14LD-120N-LF	12 \pm 30%	270	0.45	0.80	100KHz
SDC3D14LD-150N-LF	15 \pm 30%	302	0.40	0.75	100KHz
SDC3D14LD-220N-LF	22 \pm 30%	447	0.35	0.60	100KHz
SDC3D14LD-330N-LF	33 \pm 30%	848	0.30	0.40	100KHz
SDC3D14LD-470N-LF	47 \pm 30%	1080	0.25	0.35	100KHz

PACKAGING SPECIFICATION



SERIES	STAYLE	Q ' TY (PCS)	DIMENSIONS (m/m)								
			A	B \pm 0.8	C \pm 0.5	D	G ⁺⁰	N ⁻⁰	P	Po	T
SDC3D14LD	13-16	2000	330	21	13	16	18	50	8	4	22.4