



SDO1813 SERIES



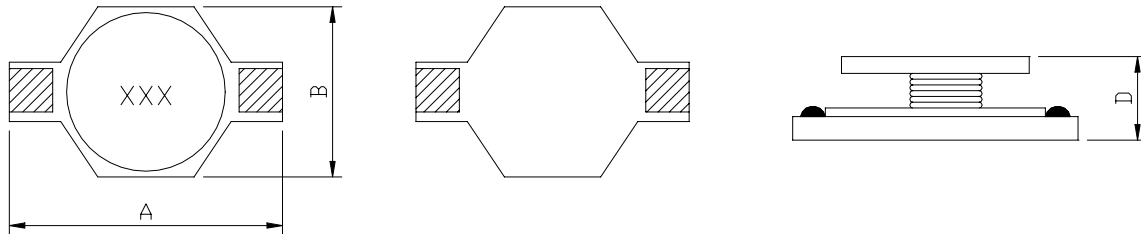
RoHS Compliant

PART NUMBERING SYSTEM

| | | | | | |
|------------|----------------|---|----------------|---|-----------|
| <u>SDO</u> | <u>1 8 1 3</u> | - | <u>R 1 8 M</u> | - | <u>LF</u> |
| TYPE | DIMENSIONS | | INDUCTANCE | | LEAD FREE |

SHAPES AND DIMENSIONS

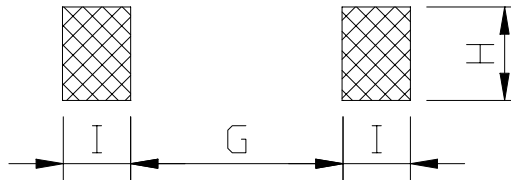
UNIT : mm



A=8.89 Max. B=6.5 Max. D=5.3 Max.

RECOMMENDED PATTERNS

UNIT : mm



H= 4.06 G= 5.08 I = 1.9



SDO1813 SERIES

SPECIFICATION TABLE

| PART NUMBER | INDUCTANCE (μ H) | DCR() (Max.) | Isat (A) (Max.) | Irms (A) (Max.) | SRF(MHz) (Ref.) |
|-----------------|--------------------------|------------------|----------------------|----------------------|--------------------|
| SDO1813-R18M-LF | 0.18 \pm 20% | 0.003 | 14.0 | 10.0 | 800 |
| SDO1813-R33M-LF | 0.33 \pm 20% | 0.004 | 10.0 | 7.00 | 600 |
| SDO1813-R56M-LF | 0.56 \pm 20% | 0.010 | 7.70 | 6.00 | 200 |
| SDO1813-1R0M-LF | 1.2 \pm 20% | 0.017 | 5.30 | 4.40 | 140 |
| SDO1813-2R2M-LF | 2.2 \pm 20% | 0.035 | 3.50 | 3.10 | 100 |
| SDO1813-3R3M-LF | 3.3 \pm 20% | 0.040 | 3.00 | 2.70 | 80 |
| SDO1813-4R7M-LF | 4.7 \pm 20% | 0.054 | 2.60 | 2.20 | 50 |
| SDO1813-6R8M-LF | 6.8 \pm 20% | 0.080 | 2.20 | 1.80 | 45 |
| SDO1813-100M-LF | 8.2 \pm 20% | 0.092 | 2.00 | 1.60 | 42 |
| SDO1813-150M-LF | 10 \pm 20% | 0.111 | 1.90 | 1.50 | 40 |
| SDO1813-220M-LF | 15 \pm 20% | 0.170 | 1.50 | 1.20 | 30 |
| SDO1813-330M-LF | 22 \pm 20% | 0.250 | 1.20 | 1.00 | 25 |
| SDO1813-470M-LF | 33 \pm 20% | 0.350 | 0.99 | 0.82 | 20 |

Inductors tolerance M= \pm 20%.

DC current at which the inductance drops 10% (typ) from its value without current.

Operating temperature range -55 to +125 .

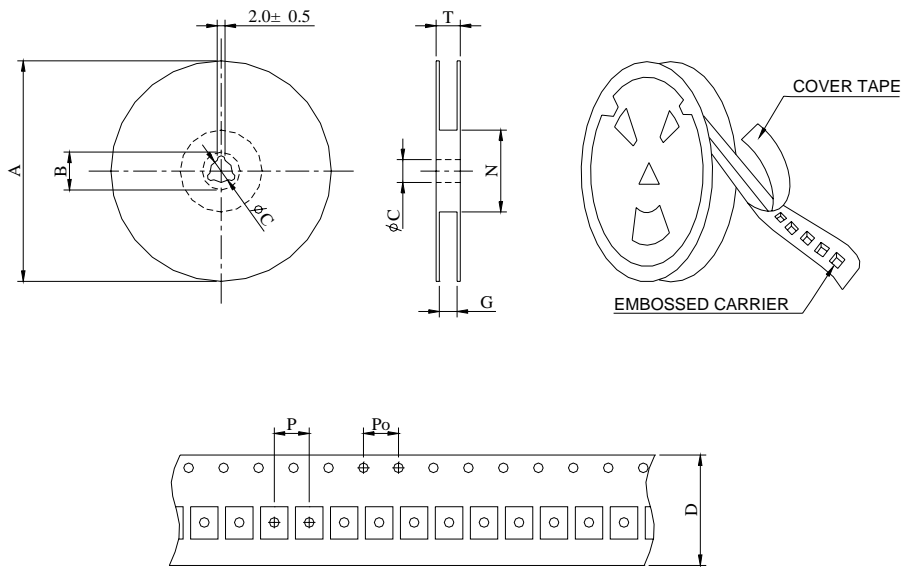
Electrical specifications at 25 .

Packing : 13" reel, machine-ready ,embossed plastic tape (1,000 parts per full reel).



SDO1813 SERIES

PACKAGING SPECIFICATION



| SERIES | STAYLE | Q ' TY (PCS) | DIMENSIONS (m/m) | | | | | | | | |
|---------|--------|-----------------|------------------|-------|-------|----|-----------------|----------------|----|----|------|
| | | | A | B±0.8 | C±0.5 | D | G ⁺⁰ | N ⁰ | P | Po | T |
| SDO1813 | 13-16 | 1000 | 330 | 21 | 13 | 16 | 18 | 50 | 12 | 4 | 22.4 |