



SDR53 SERIES – SMD Power Inductors



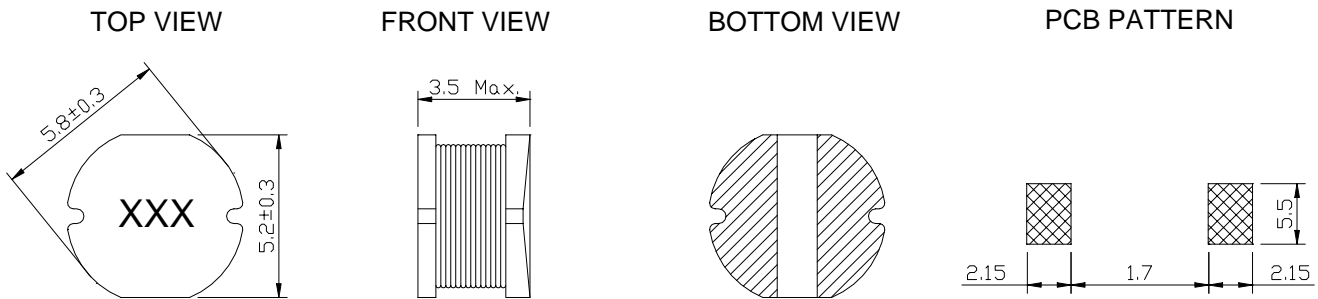
RoHS Compliant

PART NUMBERING SYSTEM

SDR	5 3	-	4 7 0 L	-	LF
TYPE	DIMENSIONS		INDUCTANCE		LEAD FREE

SHAPES AND DIMENSIONS

UNIT : mm




FEATURES

- Available for lead free and RoHS compliant
- Excellent solder ability and high heat resistance
- Excellent terminal strength constructions
- Small diameter of only 5.8mm maximum and low profile of 3.5mm max.

APPLICATION

- Input / output of DC/DC converters
- Power supplies for LCD TVs , Car radios , Camcorders , Portable communication equipment



SDR53 SERIES – SMD Power Inductors



RoHS Compliant

SPECIFICATION TABLE

PART NUMBER	INDUCTANCE (μ H)	DCR () (Max.)	IDC (A) (Max.)	TEST FREQ. (MHz)
SDR53-1R0M-LF	1.0 \pm 20%	0.03	4.50	7.96
SDR53-1R2M-LF	1.2 \pm 20%	0.03	4.20	7.96
SDR53-1R5M-LF	1.5 \pm 20%	0.03	4.10	7.96
SDR53-1R8M-LF	1.8 \pm 20%	0.03	3.70	7.96
SDR53-2R2M-LF	2.2 \pm 20%	0.03	3.50	7.96
SDR53-2R7M-LF	2.7 \pm 20%	0.04	3.20	7.96
SDR53-3R3M-LF	3.3 \pm 20%	0.05	2.80	7.96
SDR53-3R9M-LF	3.9 \pm 20%	0.06	2.60	7.96
SDR53-4R7M-LF	4.7 \pm 20%	0.07	2.50	7.96
SDR53-5R6M-LF	5.6 \pm 20%	0.08	2.40	7.96
SDR53-6R8M-LF	6.8 \pm 20%	0.09	2.20	7.96
SDR53-8R2M-LF	8.2 \pm 20%	0.10	2.00	7.96
SDR53-100M-LF	10 \pm 20%	0.12	1.80	2.52
SDR53-120M-LF	12 \pm 20%	0.13	1.75	2.52
SDR53-150M-LF	15 \pm 20%	0.15	1.70	2.52
SDR53-180M-LF	18 \pm 20%	0.18	1.60	2.52
SDR53-220M-LF	22 \pm 20%	0.22	1.50	2.52
SDR53-270M-LF	27 \pm 20%	0.24	1.40	2.52
SDR53-330L-LF	33 \pm 15%	0.30	1.10	2.52
SDR53-390L-LF	39 \pm 15%	0.40	1.00	2.52
SDR53-470L-LF	47 \pm 15%	0.43	0.90	2.52
SDR53-560K-LF	56 \pm 10%	0.50	0.85	2.52
SDR53-680K-LF	68 \pm 10%	0.60	0.80	2.52
SDR53-820K-LF	82 \pm 10%	0.80	0.65	2.52
SDR53-101K-LF	100 \pm 10%	0.90	0.60	1KHz
SDR53-121K-LF	120 \pm 10%	1.00	0.58	1KHz
SDR53-151K-LF	150 \pm 10%	1.30	0.43	1KHz
SDR53-181K-LF	180 \pm 10%	1.50	0.41	1KHz
SDR53-221K-LF	220 \pm 10%	2.00	0.38	1KHz
SDR53-271K-LF	270 \pm 10%	2.50	0.35	1KHz
SDR53-331K-LF	330 \pm 10%	3.20	0.28	1KHz
SDR53-391K-LF	390 \pm 10%	3.50	0.26	1KHz
SDR53-471K-LF	470 \pm 10%	4.20	0.20	1KHz
SDR53-561K-LF	560 \pm 10%	4.50	0.19	1KHz
SDR53-681K-LF	680 \pm 10%	6.00	0.18	1KHz
SDR53-821K-LF	820 \pm 10%	6.50	0.15	1KHz
SDR53-102K-LF	1000 \pm 10%	8.00	0.13	1KHz

DC current at which the inductance drops 10% (typ) from its value without current.

Operating temperature range -40 to +125 .

Electrical specifications at 25 .

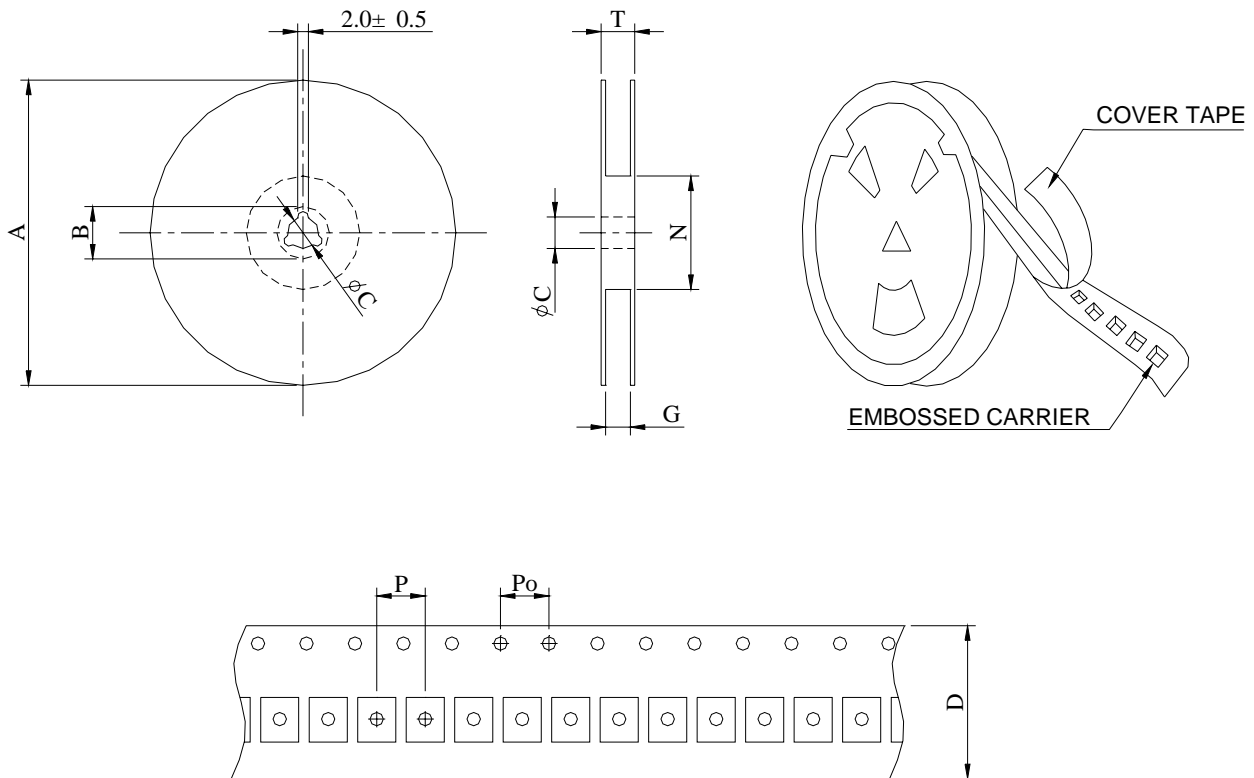


SDR53 SERIES – SMD Power Inductors



RoHS Compliant

PACKAGING SPECIFICATION



SERIES	Q ' TY (PCS)	DIMENSIONS (m/m)								
		A	B±0.8	C±0.5	D	G ⁺⁰	N ⁰	P	Po	T
SDR53	1500	330	21	13	12	14	50	8	4	18.4