



SPO3010 SERIES – Low Profile SMD Power Inductors



RoHS Compliant

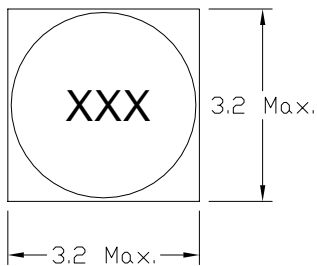
PART NUMBERING SYSTEM

<u>SPO</u>	<u>3 0 1 0</u>	-	<u>1 R 0 M</u>	-	<u>L F</u>
TYPE	DIMENSIONS		INDUCTANCE		LEAD FREE

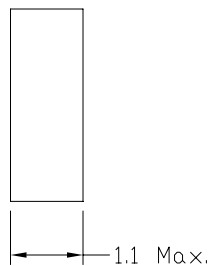
SHAPES , DIMENSIONS AND PCB LAYOUT

UNIT : mm

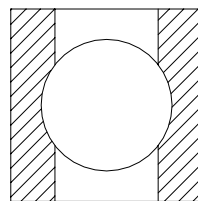
TOP VIEW



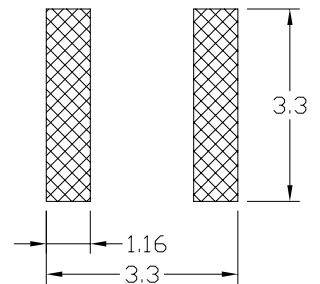
FRONT VIEW



BOTTOM VIEW



PCB PATTERN



FEATURES

Designed for applications requiring high inductance, high current & ultra – low profile.

Ideal for a variety EL lamp inverter and Cellular phone inductor applications.

Lead free and RoHS compliant



SPO3010 SERIES – Low Profile SMD Power Inductors



RoHS Compliant

SPECIFICATION TABLE

PART NUMBER	INDUCTANCE (μ H)	DCR () (Max.)	Isat (A) (Max.)	Irms (A) (Max.)	SRF(MHz) (Ref.)
SPO3010-1R0N-LF	1.0 \pm 30%	0.140	1.70	1.40	200
SPO3010-1R2N-LF	1.2 \pm 30%	0.160	1.60	1.40	190
SPO3010-1R5N-LF	1.5 \pm 30%	0.200	1.30	1.00	150
SPO3010-2R2N-LF	2.2 \pm 30%	0.265	1.20	0.90	140
SPO3010-3R3N-LF	3.3 \pm 30%	0.335	0.96	0.60	100
SPO3010-4R7N-LF	4.7 \pm 30%	0.570	0.76	0.50	80
SPO3010-6R8N-LF	6.8 \pm 30%	0.650	0.68	0.47	68
SPO3010-8R2N-LF	8.2 \pm 30%	1.00	0.64	0.45	60
SPO3010-100M-LF	10 \pm 20%	1.15	0.50	0.45	50
SPO3010-150M-LF	15 \pm 20%	1.57	0.42	0.40	35
SPO3010-220M-LF	22 \pm 20%	2.20	0.37	0.35	30
SPO3010-330M-LF	33 \pm 20%	2.80	0.31	0.29	14
SPO3010-470M-LF	47 \pm 20%	4.60	0.30	0.28	12

Inductance tested at 100 kHz, 0.1 Vrms, 0 Adc.

Isat: DC current at which the inductance drops 10% (typ.) from its value without current.

Irms: Average current for a of 40°C rise above 25°C ambient .

Operating temperature range -40 to +85 .

Electrical specifications at 25 .

Packing : 13" reel, machine-ready ,embossed plastic tape (2,000 parts per full reel).