



SPO3310 SERIES – Low Profile SMD Power Inductors



RoHS Compliant

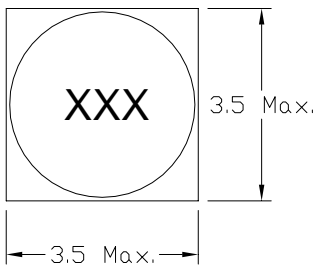
PART NUMBERING SYSTEM

<u>SPO</u>	<u>3 3 1 0</u>	-	<u>4 R 7 M</u>	-	<u>L F</u>
TYPE	DIMENSIONS		INDUCTANCE		LEAD FREE

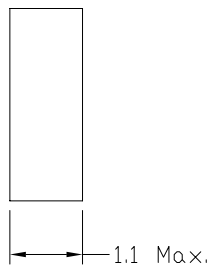
SHAPES , DIMENSIONS AND PCB LAYOUT

UNIT : mm

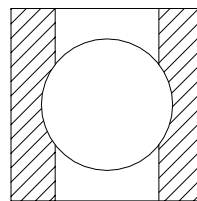
TOP VIEW



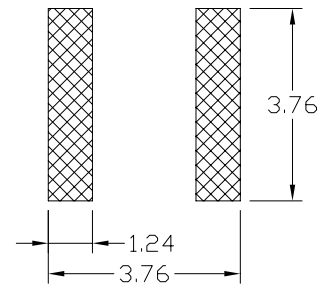
FRONT VIEW



BOTTOM VIEW



PCB PATTERN



FEATURES

Designed for applications requiring high inductance, high current & ultra – low profile.

Ideal for a variety EL lamp inverter and Cellular phone inductor applications.

Lead free and RoHS compliant



SPO3310 SERIES – Low Profile SMD Power Inductors



RoHS Compliant

SPECIFICATION TABLE

PART NUMBER	INDUCTANCE (μ H)	DCR () (Max.)	Isat (A) (Max.)	Irms (A) (Max.)	SRF(MHz) (Ref.)
SPO3310-R30M-LF	0.30 \pm 20%	0.040	2.80	2.80	420
SPO3310-R47M-LF	0.47 \pm 20%	0.042	2.30	2.30	310
SPO3310-R70M-LF	0.70 \pm 20%	0.068	1.90	1.90	200
SPO3310-1R0M-LF	1.0 \pm 20%	0.076	1.60	1.60	180
SPO3310-1R5M-LF	1.5 \pm 20%	0.12	1.40	1.40	153
SPO3310-2R2M-LF	2.2 \pm 20%	0.15	1.10	1.10	112
SPO3310-3R3M-LF	3.3 \pm 20%	0.20	0.95	0.95	91
SPO3310-4R7M-LF	4.7 \pm 20%	0.28	0.80	0.80	80
SPO3310-6R8M-LF	6.8 \pm 20%	0.36	0.68	0.68	68
SPO3310-8R2M-LF	8.2 \pm 20%	0.50	0.58	0.58	58
SPO3310-100M-LF	10 \pm 20%	0.52	0.52	0.52	52
SPO3310-150M-LF	15 \pm 20%	0.70	0.43	0.43	43
SPO3310-220M-LF	22 \pm 20%	1.20	0.34	0.34	34
SPO3310-330M-LF	33 \pm 20%	1.78	0.27	0.27	27
SPO3310-470M-LF	47 \pm 20%	2.15	0.22	0.22	22

Inductance tested at 100 kHz, 0.1 Vrms, 0 Adc.

Isat: DC current at which the inductance drops 10% (typ.) from its value without current.

Irms: Average current for a of 40°C rise above 25°C ambient .

Operating temperature range -40 to +85 .

Electrical specifications at 25 .

Packing : 13" reel, machine-ready ,embossed plastic tape (2,000 parts per full reel).