



SPO4815 SERIES – Low Profile SMD Power Inductors



RoHS Compliant

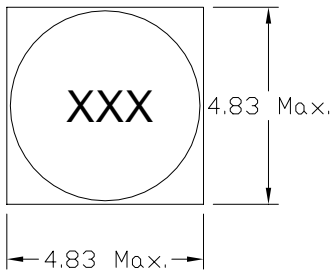
PART NUMBERING SYSTEM

<u>SPO</u>	<u>4815</u>	-	<u>1R0M</u>	-	<u>LF</u>
TYPE	DIMENSIONS		INDUCTANCE		LEAD FREE

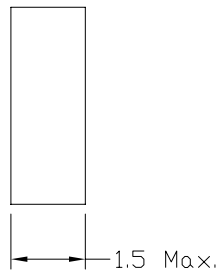
SHAPES , DIMENSIONS AND PCB LAYOUT

UNIT : mm

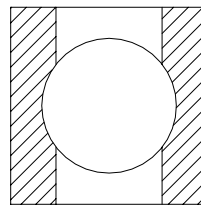
TOP VIEW



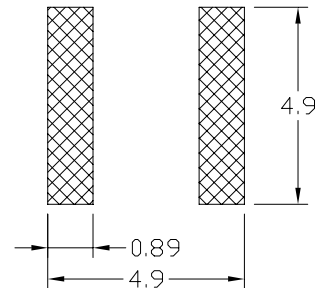
FRONT VIEW



BOTTOM VIEW



PCB PATTERN



FEATURES

Designed for applications requiring high inductance, high current & ultra – low profile.

Ideal for a variety EL lamp inverter and Cellular phone inductor applications.

Lead free and RoHS compliant



SPO4815 SERIES – Low Profile SMD Power Inductors



RoHS Compliant

SPECIFICATION TABLE

PART NUMBER	INDUCTANCE (μ H)	DCR () (Max.)	Isat (A) (Max.)	Irms (A) (Max.)	SRF(MHz) (Ref.)
SPO4815-1R0M-LF	1.0 \pm 20%	0.036	1.60	1.90	230
SPO4815-1R5M-LF	1.5 \pm 20%	0.085	1.50	1.70	220
SPO4815-2R2M-LF	2.2 \pm 20%	0.088	1.00	1.50	150
SPO4815-3R3M-LF	3.3 \pm 20%	0.12	0.90	1.30	115
SPO4815-3R3M-LF	3.9 \pm 20%	0.13	0.86	1.20	105
SPO4815-4R7M-LF	4.7 \pm 20%	0.15	0.77	1.10	95
SPO4815-6R8M-LF	6.8 \pm 20%	0.18	0.65	1.00	72
SPO4815-8R2M-LF	8.2 \pm 20%	0.22	0.58	0.90	65
SPO4815-100K-LF	10 \pm 10%	0.23	0.50	0.85	60
SPO4815-120K-LF	12 \pm 10%	0.31	0.45	0.80	50
SPO4815-150K-LF	15 \pm 10%	0.36	0.42	0.75	45
SPO4815-220K-LF	22 \pm 10%	0.46	0.37	0.70	35
SPO4815-330K-LF	33 \pm 10%	0.71	0.28	0.65	30
SPO4815-390K-LF	39 \pm 10%	0.83	0.26	0.60	25
SPO4815-470K-LF	47 \pm 10%	1.20	0.22	0.55	25
SPO4815-680K-LF	68 \pm 10%	1.40	0.20	0.45	20
SPO4815-101K-LF	100 \pm 10%	2.15	0.15	0.36	15
SPO4815-151K-LF	150 \pm 10%	3.15	0.13	0.30	12
SPO4815-221K-LF	220 \pm 10%	4.30	0.10	0.27	10

Inductance tested at 100 kHz, 0.1 Vrms, 0 Adc.

Isat: DC current at which the inductance drops 10% (typ.) from its value without current.

Irms: Average current for a of 40°C rise above 25°C ambient .

Operating temperature range -40 to +85 .

Electrical specifications at 25 .

Packing : 13" reel, machine-ready ,embossed plastic tape (2,000 parts per full reel).