



SSB5D11 SERIES - Low Profile SMD Power Inductors

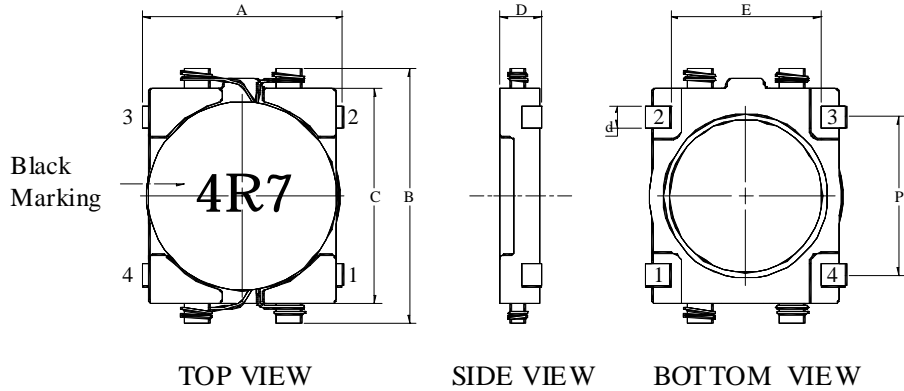


PART NUMBERING SYSTEM

SSB	5D11	-	4 R 7 M	-	LF
TYPE	DIMENSIONS		INDUCTANCE		LEAD FREE

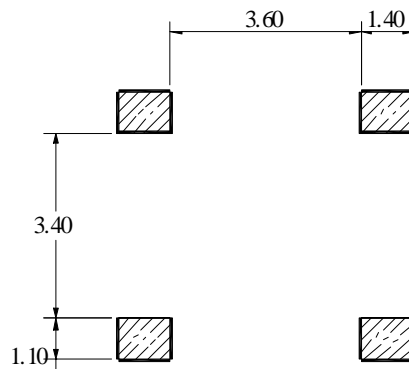
SHAPES AND DIMENSIONS

UNIT : mm



A=5.80 max. B=7.40 max. C=6.0REF D=1.20 max. E=4.2max. P=4.5 REF d=0.60 REF

RECOMMENDED PATTERNS



FEATURES

- Low profile (1.20mm max. height) .
- Suitable as inductors for Cellular phone .
- Ideal for a variety of DC-DC converter inductor applications .
- Most suitable for portable electronic equipments requiring low profile and high density mounting .



SSB5D11 SERIES - Low Profile SMD Power Inductors

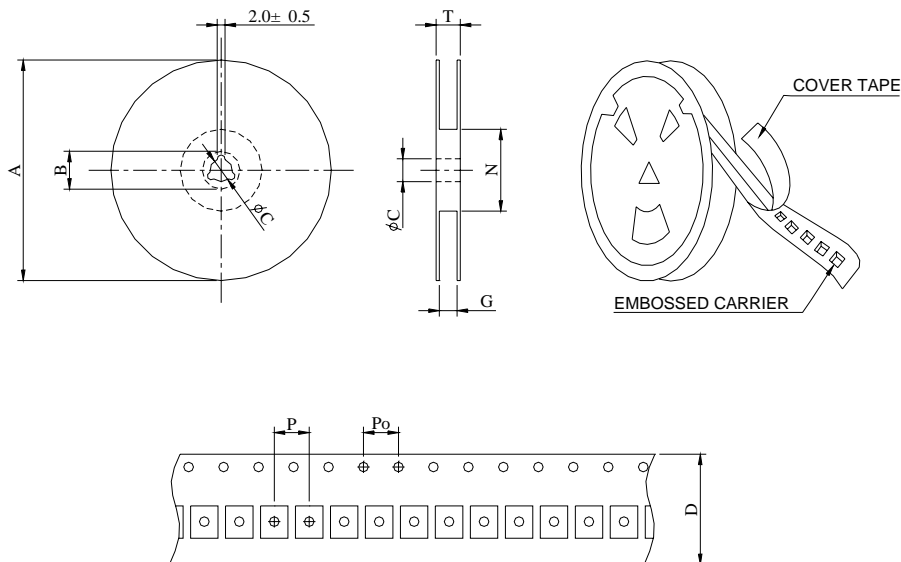


ELECTRICAL CHARACTERISTICS :

PART NUMBER	INDUCTANCE (μ H)	DCR (m Ω) (max)	IDC (A) (max)	TEST FREQ. (f)
SSB5D11-3R3M-LF	3.3 \pm 20%	109	0.94	100KHz
SSB5D11-4R7M-LF	4.7 \pm 20%	156	0.80	100KHz
SSB5D11-6R8M-LF	6.8 \pm 20%	216	0.65	100KHz
SSB5D11-100M-LF	10 \pm 20%	275	0.54	100KHz
SSB5D11-150M-LF	15 \pm 20%	438	0.40	100KHz
SSB5D11-220M-LF	22 \pm 20%	663	0.36	100KHz
SSB5D11-330M-LF	33 \pm 20%	975	0.32	100KHz
SSB5D11-470M-LF	47 \pm 20%	1380	0.26	100KHz
SSB5D11-680M-LF	68 \pm 20%	1700	0.23	100KHz
SSB5D11-101M-LF	100 \pm 20%	2800	0.20	100KHz

1. Operating temperature range : -40 to + 80 . Electrical specifications at 25 .

PACKAGING SPECIFICATION



SERIES	STAYLE	Q ' TY (PCS)	DIMENSIONS (m/m)								
			A	B \pm 0.8	C \pm 0.5	D \pm 0.3	G ⁺⁰	N ⁰	P	Po	T
SSB5D11	13	1500	330	21	13	12	12.5	100	12	4.0	17.5